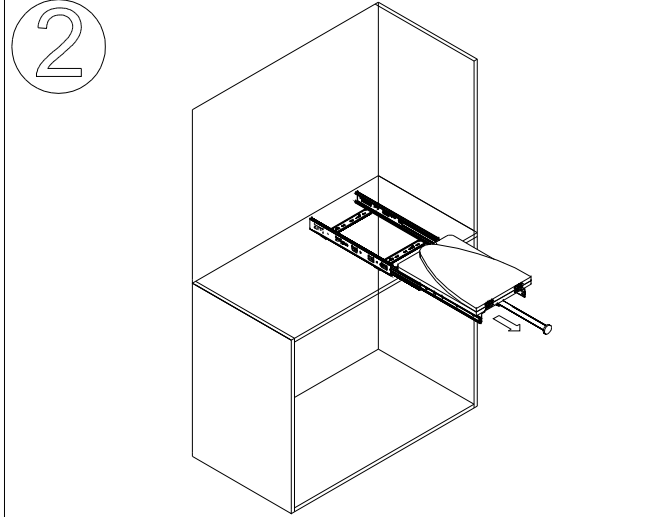


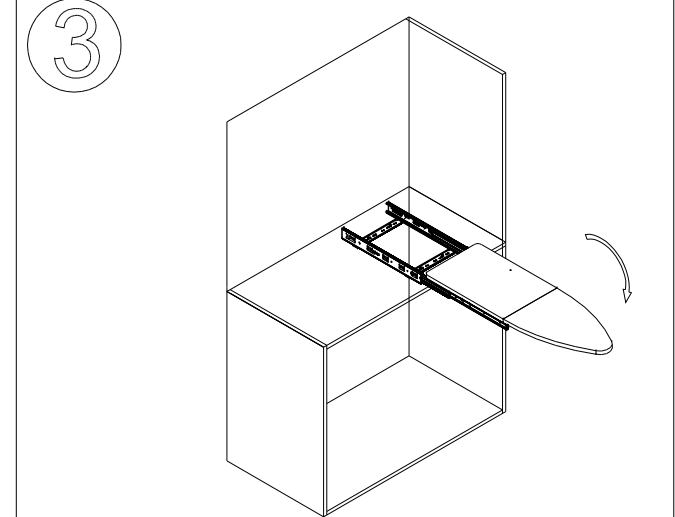
-Raylar belirlenen ölçülerde dolaba yerleştirilir.

-The rails are placed in the closet in the determined dimensions.



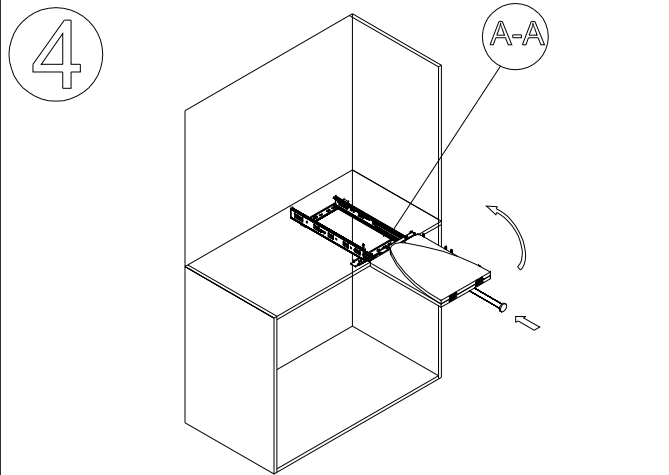
-Destek borusu dolabın dışına doğru hareket ettirilir.

-The support tube is moved out of the cabinet.



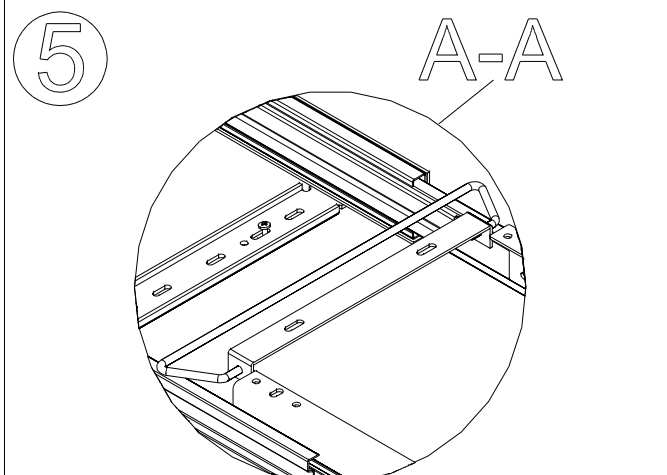
-Ütü masası tezgahı açılır.

-Ironing counter opens.



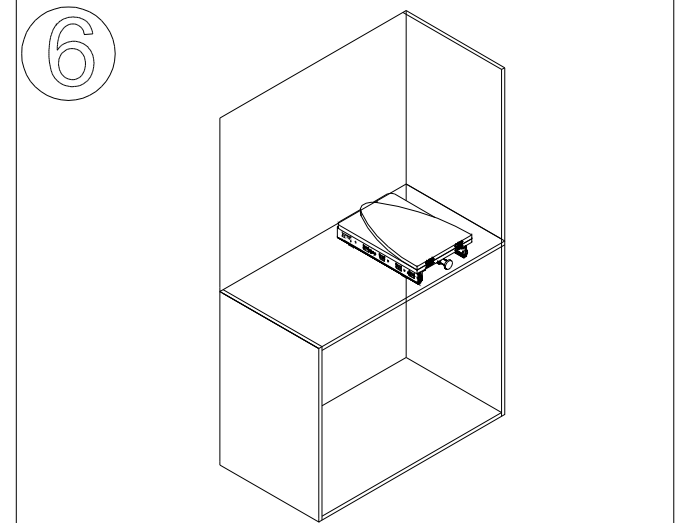
-Ütü masası tezgahı katlanır, destek borusu dolap yönünde itilir ve kilit teli kaldırılarak ürün dolaba doğru hareket ettirilir.

-The ironing board bench is folded, the support pipe is pushed in the direction of the cabinet and the lock wire is lifted and the product is moved towards the cabinet.



-Ürünün altındaki kilit teli yukarı kaldırılır.

-The lock wire under the product is lifted up.



-Ürün dolaba geri getirilir.

-The product is brought back to the closet.